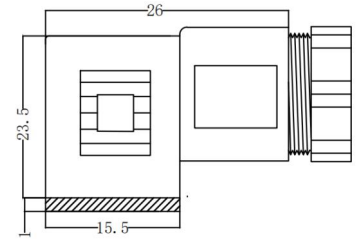
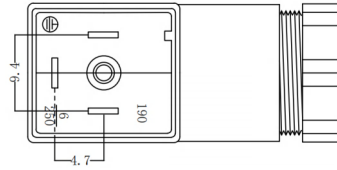
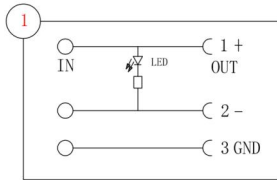


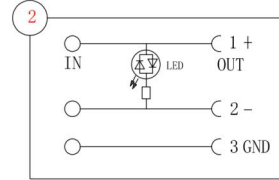
- Solenoid valve connector size C
- Description: Solenoid valve LED connector size C 2+PE/3+PE



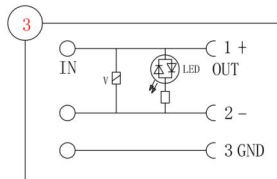
Assembly Instruction



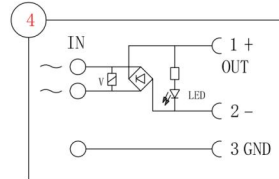
1. Series connection of LED and resistance shows the voltage used for both AC and DC



2. Series connection of two-way LED and resistance shows the voltage, used for both AC and DC



3. Series connection of two-way LED and resistance shows the voltage, varistors overrun voltage protection, surge attraction, used for both AC and DC



4. Varistors overrun voltage protection, surge attraction, rectifier full-bridge rectification, LED as voltage direction, used for RAC coil

Technical Data

Pin No.	2+PE	3+PE
Coding	C	
Rated current	10A	10A
Rated voltage	250V	250V
Operating Temperature	-30 C ~ 120 C	
Degree of protection	IP65	
Connector locking system	Screw	
Mechanical operation	>500 mating cycles	
Contact resistance	≤15mΩ	
Contact material	CuSn (bronze)	
Contact plating	Ni (nickel)	
Contact body material	PA	
Housing material	PA	
EMC compliance	not shielded	

Order Information

■ Part No.	■ Model No.
<p>VL- [] - [] - [] - [] - [] -C-LED</p> <p>1 mean PG9. 2 mean PG11</p> <p>1 mean 12V DC/AC / 2 mean 24V DC/AC / 3 mean 110V AC 4 mean 220V AC / 5 mean 240V AC</p> <p>1、2、3、4、0 mean no way. 5 mean straight way.</p> <p>3 mean 2+PE. 4 mean 3+PE.</p> <p>1 mean black, 2 mean brown ground, 3 mean transparent, 4 mean white.</p>	<p>RGVL008</p>
<p>Remark: Contact us any time if you have custom requirements.</p>	